



33-412i BRAKE POWERLEVER INSTRUCTIONS


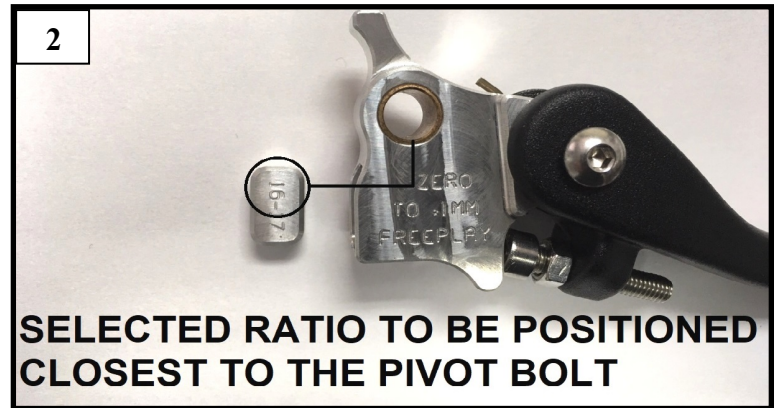

- Remove the lever cover, pivot bolt and locknut, lever, plunger and return spring.
- The three Flip Chip's provided offer six different ratios ranging from soft (#14) to hard (#19). **Figure 1.**
- **Flip Chip Selection:** We recommend you start with the #16 ratio and tune from there. Insert your selected Flip Chip into the pocket in the lever. Be certain to position the selected ratio # so it is closest to the pivot bolt. **Figure 2.**
- Apply a light coat of grease in the Flip Chip where it mates with the master cylinder plunger's ball end.
- Install the ARC lever with the provided pivot bolt and sleeve as well as the stock locknut. Torque both fasteners to OEM specification.
Note-DO NOT use the stock return spring.

⚠ WARNING - FAILURE TO ADJUST THE PROPER FREEPLAY COULD RESULT IN DEATH OR SERIOUS INJURY.

If you over-preload the pushrod, the master cylinder's internal piston may not return far enough to let the brake fluid return to the master cylinder reservoir. THIS COULD RESULT IN DEATH OR SERIOUS INJURY.

- **Adjust Freeplay:** Pull in the lever three times to confirm the Flip Chip is seated. Loosen the locking set screw (located on bottom side of lever). Adjust the freeplay set screw so that you have a 1/32" gap (thickness of a piece of paper) between the lever stop and the master cylinder. Tighten the freeplay set screw. **Figure 3 and Figure 4.** Pull in the lever three times and check to confirm you still have the required 1/32" freeplay. Readjust if not. Note-Repeat freeplay adjustment any time you change Flip Chips.
- Adjust lever reach for personal preference.
- Check the clearance between the brake lever and the throttle housing. Adjust if necessary.
- Reinstall lever cover and check for restriction. If ANY restrictions are present trim cover to eliminate.

THE STOCK LEVER'S RESPONSE / FEEL IS DIFFERENT THAN THE ARC POWERLEVER. USE CAUTION WHEN APPLYING THE FRONT BRAKE FOR THE FIRST FEW TIMES OR ANYTIME YOU CHANGE A FLIP CHIP.



⚠ WARNING - FAILURE TO ADJUST THE PROPER FREEPLAY COULD RESULT IN DEATH OR SERIOUS INJURY.